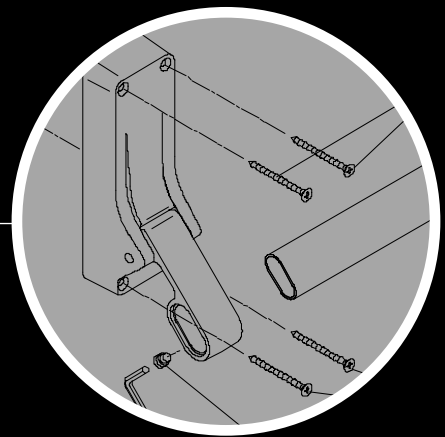


**PANIC EXIT HARDWARE  
SPARE PARTS MANUAL**



## LIFE SAFETY - THE IMPORTANCE OF MEETING THE STANDARDS

In the event of a fire or other emergency your safety, and indeed your life, depend upon the reliability of the exit devices. You need to know that they will open first time, every time. The new European standards have been developed to provide you with a means of ensuring that you are buying and installing products that you can be sure will operate correctly when they are required.

Briton are committed to not only attaining, but exceeding all the latest standards, because they value the lives of everyone who may depend on their products.

## WHAT ARE THE NEW STANDARDS?

BS EN 1125: 1997 applies to panic exit hardware, for use in any building that may be used by the public or someone without prior knowledge of the device. BS EN 179: 1997 applies to emergency exit hardware and should only be used in circumstances where you are sure that the building is not used by people who are unfamiliar with it.

## THE IMPORTANCE OF REGULAR MAINTENANCE

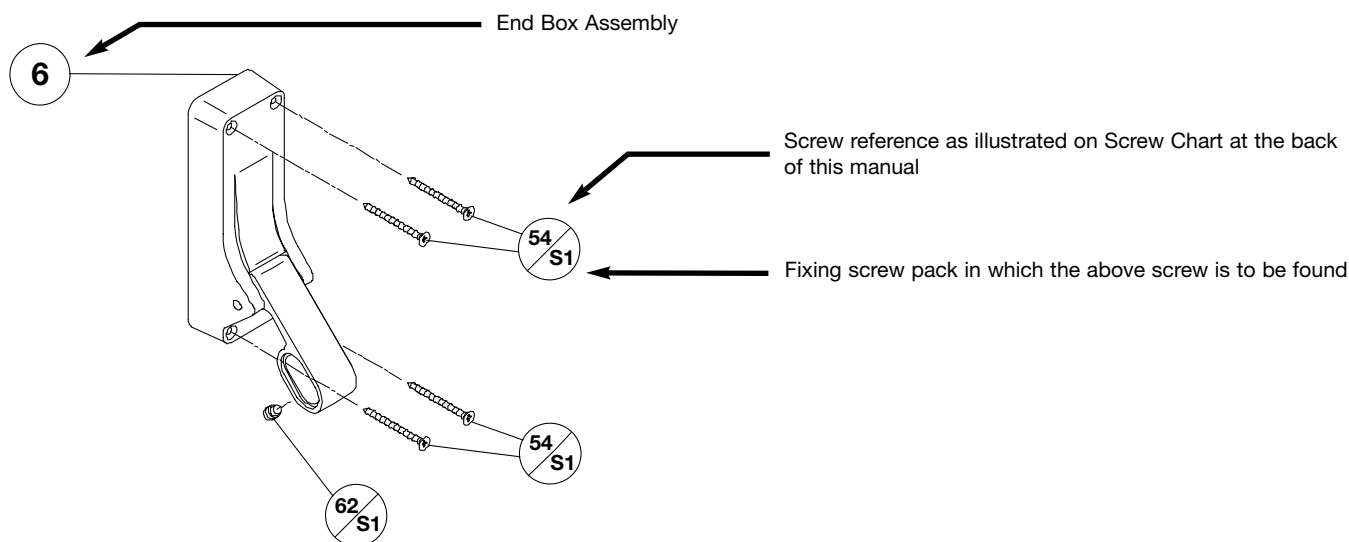
Recommendations laid down under the new standards suggest that the following routine maintenance checks should be undertaken at intervals of not more than one month:

- Inspect and operate the panic device to ensure that all components are in a satisfactory working condition
- Ensure that the keeper(s) is (are) free from obstruction

In heavy use areas these items can suffer abuse and become damaged. In these circumstances it is imperative that the exit devices are regularly checked to ensure they are kept in good working order and will function effectively when they are needed. To assist you in keeping these products fully operational we have devised this comprehensive Spares Manual to provide you with a detailed list of the individual items that can be purchased.

## HOW TO USE THIS SPARES MANUAL?

Each item has a unique identification number. They have been classified into spare parts, accessories and screw packs.



### EXAMPLE >>

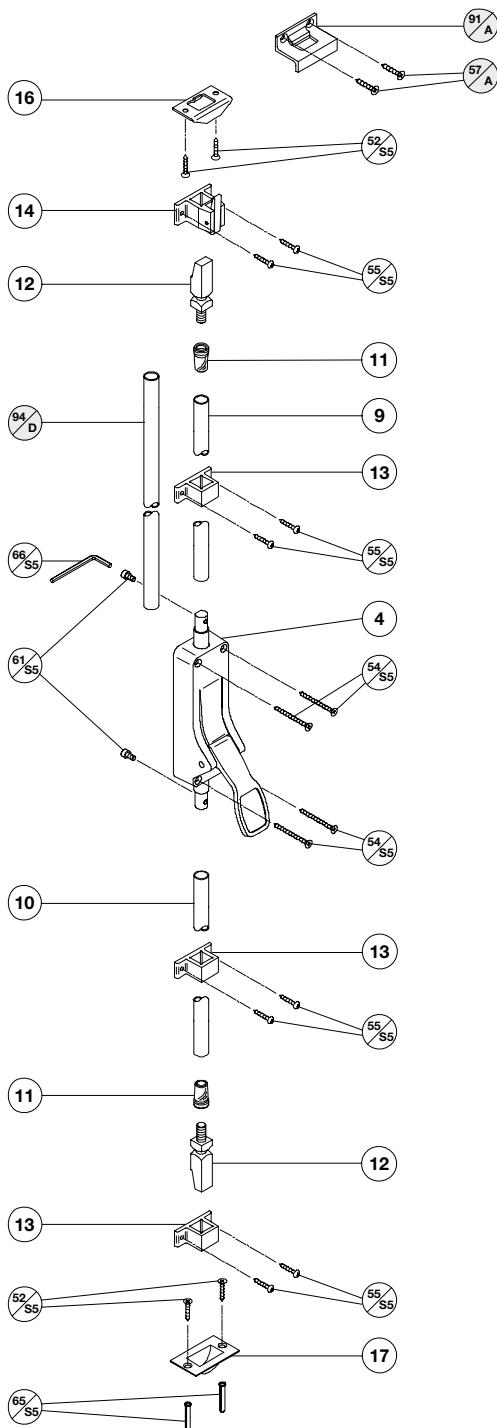
If you need a replacement end box for a Briton 376E Vertical Panic Bolt.

- 1) Firstly select exploded drawing of 376E and identify part required.
- 2) Identify item number for end box (Item 6) and appropriate fixing pack (Item S1).
- 3) Look up item number(s) in table for product code.
- 4) Item 6 is 376/911/\*\*.
- 5) \*\* denotes that you must specify the finish you require eg. 376/911/SE is powder coated silver.
- 6) Check recommendations column for screw pack details and associated items that we advise you purchase with this part.
- 7) You can purchase these items from any Ingersoll-Rand stockist. For your nearest supplier contact our Customer Care Centre on 08706 012012.
- 8) Need help? - For technical advice call our Technical Services on 0800 834102.

# Briton 372E / I438E EMERGENCY PUSH PAD DEVICES TO BS EN 179

Issue No. 1  
Date : July 1999

## 372E



## 372E SPARE PARTS LIST

ITEM	CODE	DESCRIPTION	QTY	SUPPLIED	RECOM'D
4	372/901/**	Push Pad Main Box Assembly	1		S5
9	373/092/**	Top Shoot	1		11
10	373/093/**	Bottom Shoot	1		11
11	376/007/ZP	Tapered Shoot Plug	1		9 or 10
12	376/002/ZP	Shoot End Plug	1		
13	376/005/**	Shoot Guide	1		S5
14	376/905/**	Top Tripper Assembly	1		S5
16	376/003/ZP	Top Keeper Plate	1		S5
17	373/094/ZP	Easy Clean Socket	1		S5

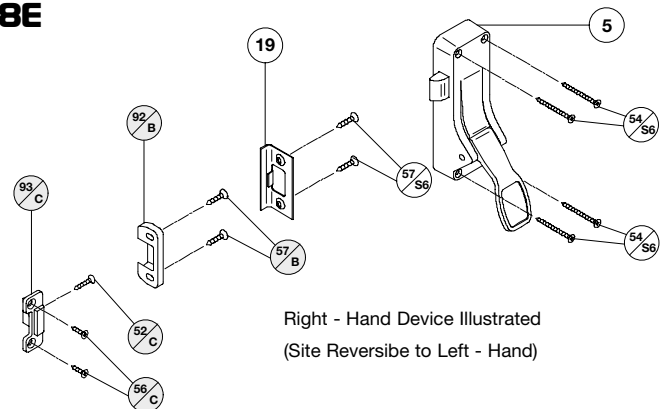
S5 372/920/00 : Fixing Screw Pack		Contains Following	
ITEM	DESCRIPTION	QTY	
52	No. 8 X 1" CSK Pozi Type AB	4	
54	No. 8 X 2" CSK Pozi Type AB	4	
55	No. 8 x 1" PAN Pozi Type AB	8	
61	M5 x 10mm SCKT CAP STL ZP Tuflok	2	
65	Rawlplug	2	
66	4mm A/F Allen Key	1	

## 372E ACCESSORIES LIST

A 376FFKP/** : Flush Face Keeper Plate		Contains Following	
ITEM	DESCRIPTION	QTY	SUPPLIED
91	Flush Face Keeper Plate	1	
57	No. 10 x 1" CSK Pozi Type AB	2	

D 376ELTS/** : Extra Long Top Shoot		Contains Following	
ITEM	DESCRIPTION	QTY	SUPPLIED
94	Extra Long Top Shoot	1	11

## I438E



## I438E SPARE PARTS LIST

ITEM	CODE	DESCRIPTION	QTY	SUPPLIED	RECOM'D
5	Not Sold Separately	Push Pad Latch Assembly	1		
19	378/316/**	Latch Bolt Keeper Plate	1		S6

S6 1438/920/00 : Fixing Screw Pack		Contains Following	
ITEM	DESCRIPTION	QTY	
54	No. 8 x 2" CSK Pozi Type AB	4	
57	No. 10 x 1" CSK Pozi Type AB	2	

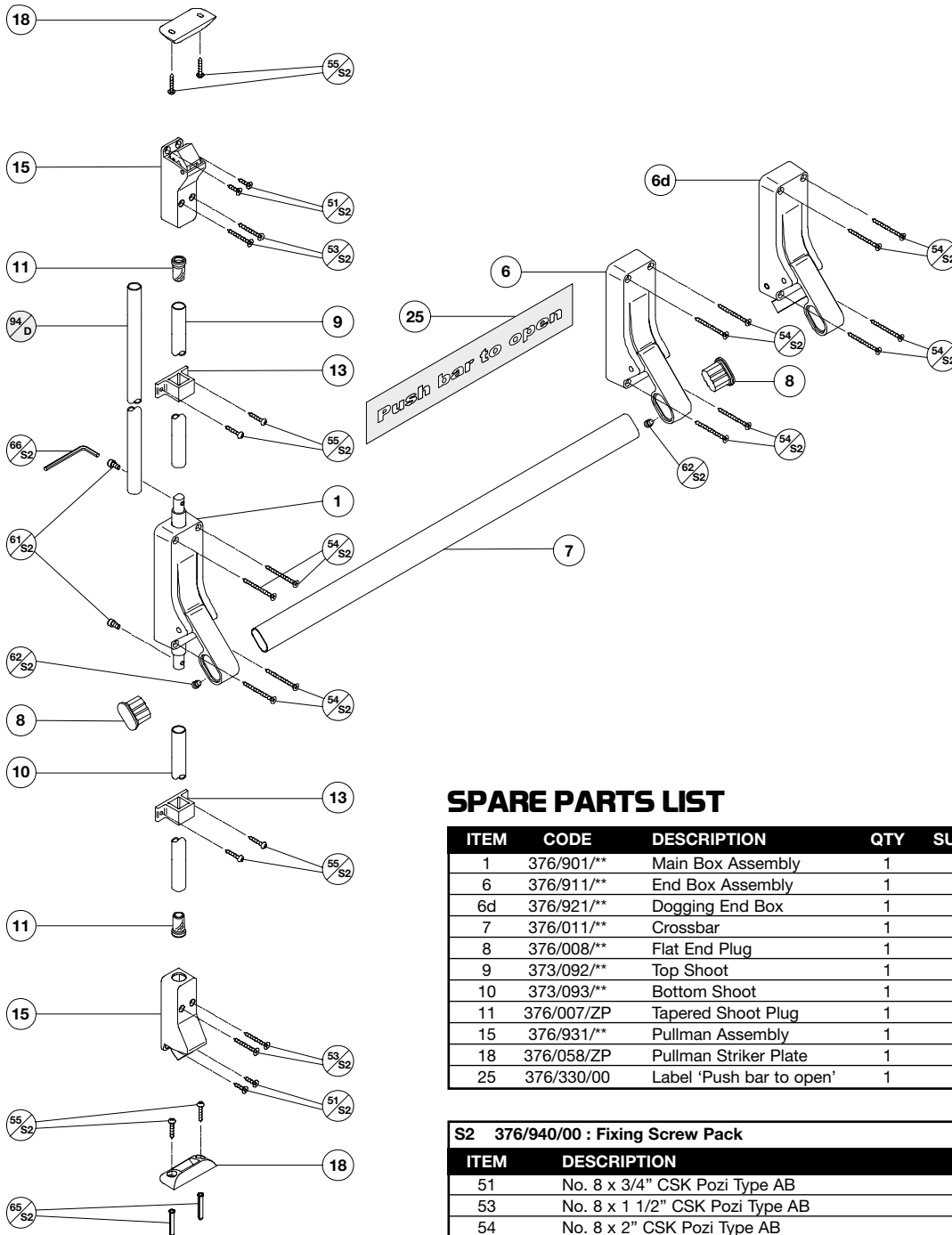
## I438E ACCESSORIES LIST

B 378MDS/** : Metal Door Strike		Contains Following	
ITEM	DESCRIPTION	QTY	SUPPLIED
92	Latch Bolt Keeper Plate (Metal Door)	1	
57	No. 10 x 1" CSK Pozi Type AB	2	

C 378DDS/** : Double Door Strike		Contains Following	
ITEM	DESCRIPTION	QTY	SUPPLIED
93	Latch Bolt Keeper Plate (Double Door)	1	
52	No. 8 x 1" CSK Pozi Type AB	1	
56	No. 10 x 3/4" CSK Pozi Type AB	2	

# Briton 376E - P / 376E - PD / 376E - PA VERTICAL PANIC BOLT - WITH PULLMAN LATCHES TO BS EN 1125

Issue No. 1  
Date : July 1999



## SPARE PARTS LIST

ITEM	CODE	DESCRIPTION	QTY	SUPPLIED	RECOM'D
1	376/901/**	Main Box Assembly	1	62	S2
6	376/911/**	End Box Assembly	1	62	S2
6d	376/921/**	Dogging End Box	1	62	S2
7	376/011/**	Crossbar	1		
8	376/008/**	Flat End Plug	1		
9	373/092/**	Top Shoot	1		11
10	373/093/**	Bottom Shoot	1		11
11	376/007/ZP	Tapered Shoot Plug	1		9 or 10
15	376/931/**	Pullman Assembly	1		11, 9 or 10, S2
18	376/058/ZP	Pullman Striker Plate	1		
25	376/330/00	Label 'Push bar to open'	1		

### S2 376/940/00 : Fixing Screw Pack

Contains Following

ITEM	DESCRIPTION	QTY
51	No. 8 x 3/4" CSK Pozi Type AB	4
53	No. 8 x 1 1/2" CSK Pozi Type AB	4
54	No. 8 x 2" CSK Pozi Type AB	8
55	No. 8 x 1" PAN Pozi Type AB	8
61	M5 x 10mm SCKT CAP STL ZP Tuflok	2
62	M8 x 10mm SCKT SCR H/DOG Tuflok	2
65	Rawplug	2
66	4mm A/F Allen Key	1

## ACCESSORIES LIST

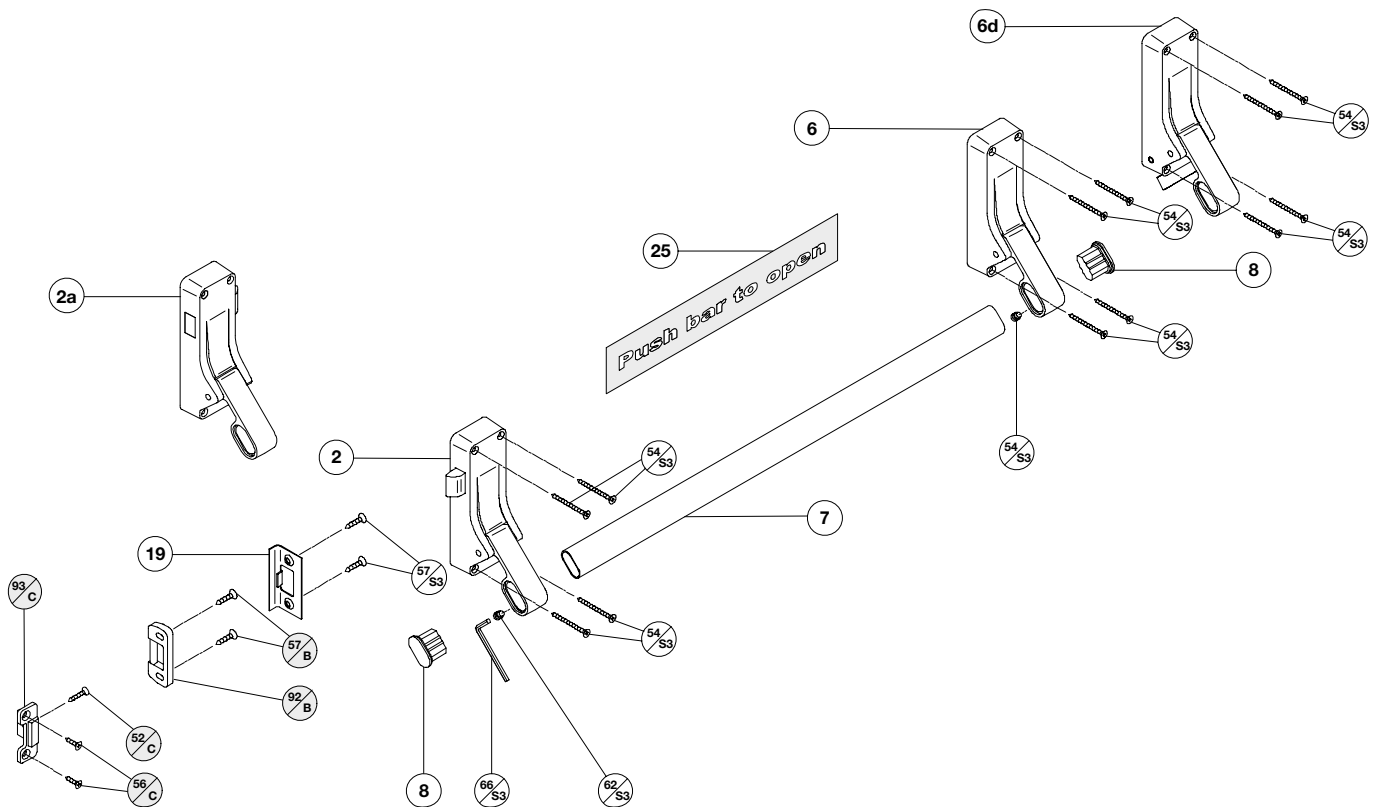
### D 376ELTS/\*\* Extra Long Top Shoot

Contains Following

ITEM	DESCRIPTION	QTY	SUPPLIED	RECOM'D
94	Extra Long Top Shoot	1		11

# Briton 378E / 378E - D REVERSIBLE RIM PANIC LATCH TO BS EN 1125

Issue No. 1  
Date : July 1999



## SPARE PARTS LIST

ITEM	CODE	DESCRIPTION	QTY	SUPPLIED	RECOM'D
2	378/901/**	Latch Assembly (Right Hand)	1	62	S3
2a	378/902/**	Latch Assembly (Left Hand)	1	62	S3
6	376/911/**	End Box Assembly	1	62	S3
6d	376/921/**	Dogging End Box	1	62	S3
7	376/011/**	Crossbar	1		
8	376/008/**	Flat End Plug	1		
19	378/316/**	Latch Bolt Keeper Plate	1		S3
25	376/330/00	Label 'Push bar to open'	1		

**S3 378/920/00 : Fixing Screw Pack** Contains Following

ITEM	DESCRIPTION	QTY
54	No. 8 x 2" CSK Pozi Type AB	8
57	No. 10 x 1" CSK Pozi Type AB	2
62	M8 x 10mm SCKT SCR H/DOG Tuflok	2
66	4mm A/F Allen Key	1

## ACCESSORIES LIST

**B 378MDS/\* : Metal Door Strike** Contains Following

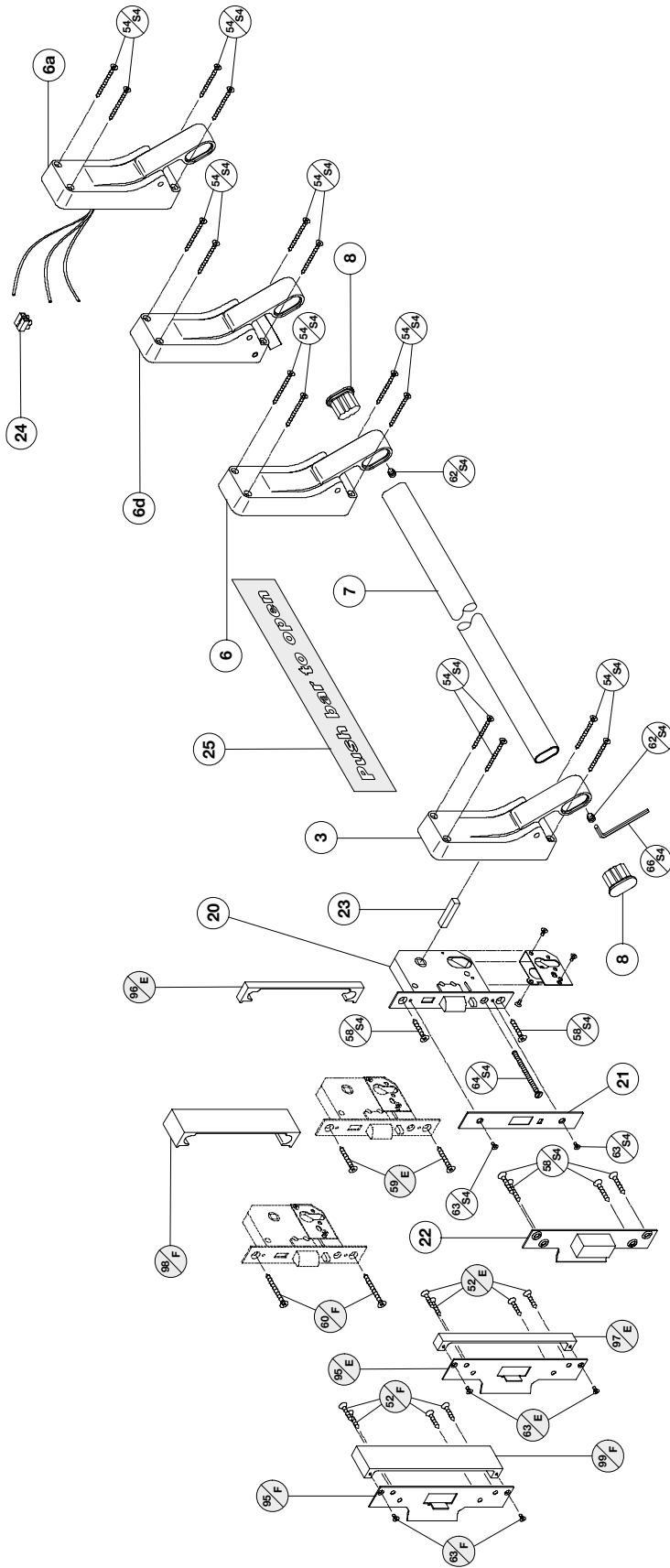
ITEM	DESCRIPTION	QTY	SUPPLIED	RECOM'D
92	Latch Bolt Keeper Plate (Metal Door)	1		
57	No. 10 x 1" CSK Pozi Type AB	2		

**C 378DD/\*\* : Double Door Strike** Contains Following

ITEM	DESCRIPTION	QTY	SUPPLIED	RECOM'D
93	Latch Bolt Keeper Plate (Double Door)	1		
52	No. 8 x 1" CSK Pozi Type AB	1		
56	No. 10 x 3/4" CSK Pozi Type AB	2		

# Briton 379E - N / 379E - ND / 379E - NA MORTICE PANIC NIGHTLATCH TO BS EN 1125

Issue No. 1  
Date : July 1999



## SPARE PARTS LIST

ITEM	CODE	DESCRIPTION	QTY	SUPPLIED	RECOM'D
3	379/901/**	Mortice Latch Assembly	1	23, 62	S4
6	376/911/**	End Box Assembly	1	62	S4
6a	376/921/**	Alarm end Box	1	24, 62	S4
6d	380/911/**	Dogging End Box	1	62	S4
7	376/011/**	Crossbar	1		
8	376/008/**	Flat End plug	1		
20	379/931/SS	Nightlatch Lock Case	1	21	S4
21	379/341/SS	Outer Forend	1		S4
22	379/932/**	Box Striker Plate	1		S4
23	Not Sold Separately	Mortice Bolt Spindle	1		
24	Not Sold Separately	Terminal Block	1		
25	376/330/00	Label 'Push bar to open'	1		

S4 379/940/00 : Fixing Screw Pack				
ITEM	DESCRIPTION	QTY	SUPPLIED	RECOM'D
54	No. 8 x 2" CSK Pozi Type AB	8		
58	No. 10 x 1 1/4" CSK Pozi Type AB	6		
61	M8 x 10mm SCKT SCR H/DOG Tufluk	2		
63	M3.5 x 8mm CSK POZI Tapitie ZP	2		
64	M5 x 70mm CSK SLT TL NP	1		
66	4mm A/F Allen Key	1		

## ACCESSORIES LIST

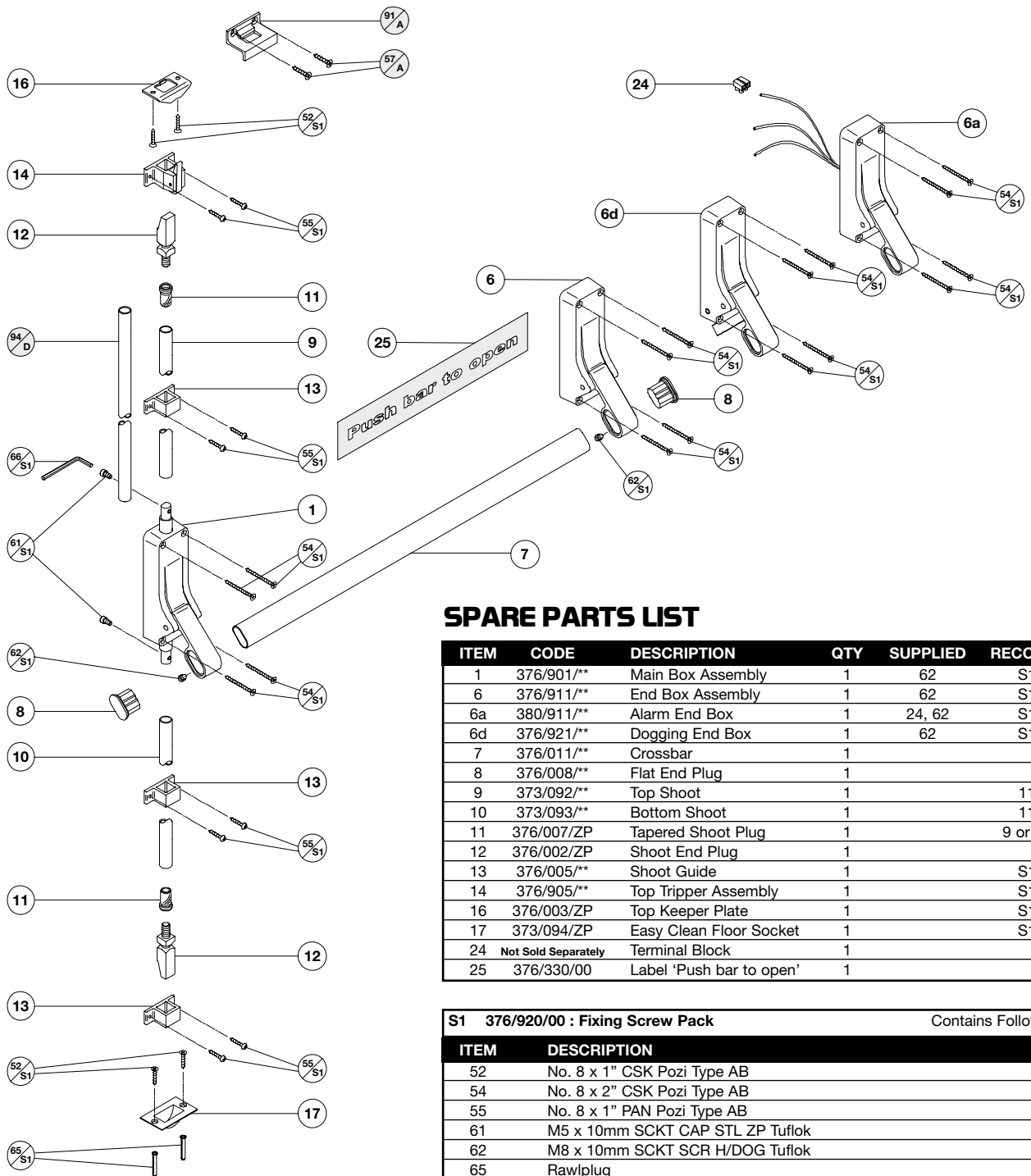
E 379DDRK-13/SE : D.Door Rebate Kit-13mm				
ITEM	DESCRIPTION	QTY	SUPPLIED	RECOM'D
95	Rebate striker	1		Contains Following
96	Lock Packer 13mm	1		
97	Striker Packer 13mm	1		
52	No. 8 x 1" CSK Pozi Type AB	4		
59	No. 10 x 1 1/2" CSK Pozi Type AB	2		
60	No. 10 x 2" CSK Pozi Type AB	2		
63	M3.5 x 8mm CSK POZI Tapitie ZP	2		

F 379DDRK-25/SE : D.Door Rebate Kit-25mm				
ITEM	DESCRIPTION	QTY	SUPPLIED	RECOM'D
95	Rebate striker	1		Contains Following
98	Lock Packer 25mm	1		
99	Striker Packer 25mm	1		
52	No. 8 x 1" CSK Pozi Type AB	4		
59	No. 10 x 1 1/2" CSK Pozi Type AB	2		
60	No. 10 x 2" CSK Pozi Type AB	2		
63	M3.5 x 8mm CSK POZI Tapitie ZP	2		



# Briton 376E / 376E - D / 376E - A VERTICAL PANIC BOLT TO BS EN 1125

Issue No. 1  
Date : July 1999



## SPARE PARTS LIST

ITEM	CODE	DESCRIPTION	QTY	SUPPLIED	RECOM'D
1	376/901/**	Main Box Assembly	1	62	S1
6	376/911/**	End Box Assembly	1	62	S1
6a	380/911/**	Alarm End Box	1	24, 62	S1
6d	376/921/**	Dogging End Box	1	62	S1
7	376/011/**	Crossbar	1		
8	376/008/**	Flat End Plug	1		
9	373/092/**	Top Shoot	1		11
10	373/093/**	Bottom Shoot	1		11
11	376/007/ZP	Tapered Shoot Plug	1		9 or 10
12	376/002/ZP	Shoot End Plug	1		
13	376/005/**	Shoot Guide	1		S1
14	376/905/**	Top Tripper Assembly	1		S1
16	376/003/ZP	Top Keeper Plate	1		S1
17	373/094/ZP	Easy Clean Floor Socket	1		S1
24	Not Sold Separately	Terminal Block	1		
25	376/330/00	Label 'Push bar to open'	1		

S1 376/920/00 : Fixing Screw Pack		Contains Following	
ITEM	DESCRIPTION	QTY	
52	No. 8 x 1" CSK Pozi Type AB	4	
54	No. 8 x 2" CSK Pozi Type AB	8	
55	No. 8 x 1" PAN Pozi Type AB	8	
61	M5 x 10mm SCKT CAP STL ZP Tuflok	2	
62	M8 x 10mm SCKT SCR H/DOG Tuflok	2	
65	Rawlplug	2	
67	4mm A/F Allen Key	1	

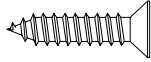

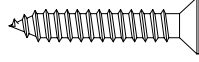

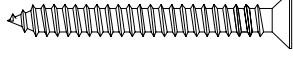

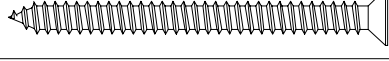

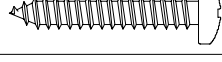

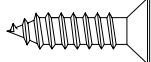

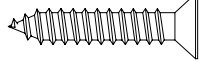



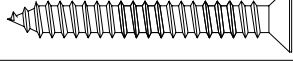



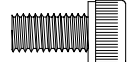










## ACCESSORIES LIST

A 376FFKP/** : Flush Face Keeper Plate		Contains Following	
ITEM	DESCRIPTION	QTY	SUPPLIED RECOM'D
91	Flush Face Keeper Plate	1	
57	No. 10 x 1" CSK Pozi Type AB	2	

D 376ELTS/** : Extra Long Top Shoot		Contains Following	
ITEM	DESCRIPTION	QTY	SUPPLIED RECOM'D
94	Extra Long Top Shoot	1	11

# Briton EXIT HARDWARE - SCREW CHART

Issue No. 1  
Date : July 1999

51	No. 8 x 3/4" LG CSK POZI TYPE AB		
52	No. 8 x 1" LG CSK POZI TYPE AB		
53	No. 8 x 1 1/2" LG CSK POZI TYPE AB		
54	No. 8 x 2" LG CSK POZI TYPE AB		
55	No. 8 x 1" LG PAN POZI TYPE AB		
56	No. 10 x 3/4" LG CSK POZI TYPE AB		
57	No. 10 x 1" LG CSK POZI TYPE AB		
58	No. 10 x 1 1/4" LG CSK POZI TYPE AB		
59	No. 10 x 1 1/2" LG CSK POZI TYPE AB		
60	No. 10 x 2" LG CSK POZI TYPE AB		
61	M5 x 10mm SCKT CAP STL ZP TUFLOK		
62	M8 x 10mm SCKT SCR H/DOG TUFLOK		
63	M3.5 x 8mm CSK POZI TAPTIE ZP		
64	M5 x 70mm CSK SLT STL NP		
65	RAWLPLUG		
66	4mm A/F ALLEN KEY		

**INGERSOLL-RAND**  
ARCHITECTURAL HARDWARE